

ULTIMATE

GAZETTE
1/2020 Christmas edition

*****TO MAKE TEACHING LANGUAGES SIMPLE AND FUN*****

Oh, Holy Christmas time!



Merry Christmas, EVERYONE!

*Dear Students, Lecturers, Teachers!
Friends!*

*We wish you joy, happiness and success
in your teaching and learning.*

*May this Christmas fill you with optimism
and the feeling of importance.*

*Fingers crossed for all the complicated
missions that you bump into on the road
that is called Education.*

Editors

*“Have yourself a merry little Christmas
Let your heart be light
From now on
our troubles will be out of sight”*



Christmas Jokes!



What did Adam say the day before Christmas?
"It's Christmas, Eve!"

Who goes "Oh, Oh, Oh"?
Santa walking backwards!

"What is Santa's favourite Singer?
Elf-is Presley"



What do you get when you cross a snowman with a vampire?
Frostbite.

What do Santa's little helpers learn at school?
The elf-abet!



Why don't you ever see Santa in hospital?
Because he has private elf care.



What does Santa suffer from if he gets stuck in a chimney?
Claus-trophobia!

What do snowmen have for breakfast?
Snowflakes



Festive riddles: *(can you solve them?)*

- a) I can be small or big,
Expensive or quite cheap,
All children are eagerly waiting for me,
I'm usually put under a Christmas tree.



P H E G T E S I R N



- b) It has one leg and a huge amount of arms,
Each of them is graced and shine like stars,
On its tiny head a lovely crown is found,
It has lots of wrapped subjects all around,
We wine and dine it every year for a short time,
As a Christmas symbol I suppose it is prime.

E A H R T M E K S C I R T S

- c) It always goes down, never goes up,
Take winter clothes as you need to warm up,
Alone it is vulnerable and will not do any harm,
But with friends it may even lock down the whole town,
Cold is its nature, a frosty winter is its mother,
If you know how to shovel, you don't have to bother.



O F A K U S Q N W P L E



- d) If Mr. Brown is dressed all in brown,
Mr. White is dressed all in white,
Mr Black is dressed all in black,
Then who is dressed all in red?

A T L S N Y A C S R U A S

- e) What always occurs twice in Midnight Mass,
Once in Christmas Eve,
But never in December?

I U L T E T Q R E



Word search puzzle

Find following words in the word search puzzles. They are placed vertically, horizontally and diagonally.

TWINKLING, ANGEL, NUTCRACKER, GREETINGS, BAUBLES, CAROLS, SLEDGE, PINE TREE, FROSTY, DECEMBER, ELF, BELLS, WISHES, SNOWBALL, STAR



A	S	P	B	A	U	B	L	E	S
T	N	W	I	S	H	E	S	S	C
W	O	G	A	N	I	O	S	L	A
I	W	D	E	C	E	M	B	E	R
N	B	E	L	L	S	T	W	D	O
K	A	L	N	Q	C	E	R	G	L
L	L	F	R	O	S	T	Y	E	S
I	L	Y	I	M	S	T	A	R	E
N	U	T	C	R	A	C	K	E	R
G	R	E	E	T	I	N	G	S	Q

A WORD SNAKE

Find as many Christmas words as you can:

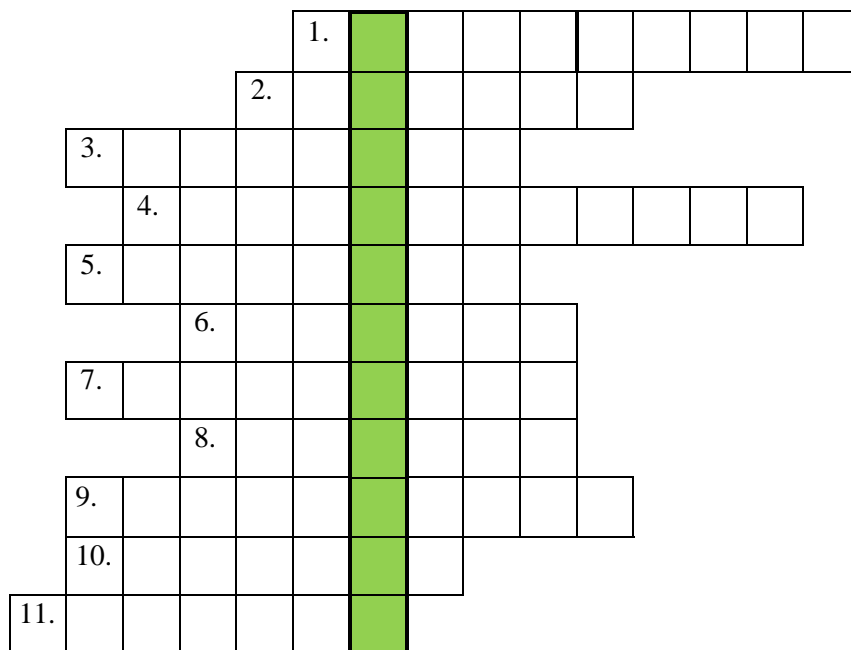
CHCAROLERSTOCKINGINGERBREADECORATIONSNOWWRAPPING



ODDWILLIGHTSHEPHERDECEMBBEREJOIC
 EIVEGGNOGARLAND
 EINDEERUDOLPHOLIDAYULETHSKATING
 ORBOGANTCRACKER
 ORTHPOLEATINGTSANTACLUSLEDGELFROST



Festive crossword




1. A sprightly elf who originates from old European folklore and is believed to bring snow as well as frost every winter.
2. A piece of clothing which keeps your hand warm. It is divided into two parts and very convenient for children.
3. It is believed that Santa Claus use it as an entrance to our homes.
4. One of the most popular festive cookies, which has a very unique smell thanks to the combination of spices such as cinnamon and cloves.
5. The most famous Santa Claus' reindeer.
6. A well-known representation of Jesus Christ's birth, which may be very often seen inside of churches or at market squares.
7. A round mass of snow, which is used by people, especially children, during a playful fight.
8. Without it a sleigh ride is nearly impossible.
9. This evergreen and parasitic symbol of love brings about lots of kisses at Christmas.
10. It hangs from the edge of the roof in a frosty day.
11. Not all family members enjoy singing them at loud together.



Author: Z.K

Colour the Christmas tree.



Word search puzzle

Find following words in the word search puzzles. They are placed vertically, horizontally, diagonally and backwards.

REINDEER, MISTLETOE, CHIMNEY, TOBBOGAN, CRECHE,
GINGERBREAD, FRANKINCENSE, WAFER, ICICLE, WASSAIL, TINSEL,
REJOICE, POINSETTIA, GARLAND



S R W D T G I C I C L E
F R A N K I N C E N S E
Y E F A D N N D O B H T
E J E L X G X S T C X O
N O R R V E N K E O T B
M I K A X R W R L L R B
I C E G I B C M T C G O
H E H L F R G F S X M G
C A I T T E S N I O P A
M W A S S A I L M X F N
V R E I N D E E R T P A





Author: Z.K

How to Make a Paper Christmas Star



DIY step by step

I've been doing these stars with my family for a couple of festive seasons. I will show you how to make (step by step) such a glamorous decoration and decorate your Christmas tree and your house with it.

Materials: 2 pieces of square paper sheet 12x12 or 15x15 (you can make them any size you want), a ruler, scissors, a glue, a needle and a colored thread. For a more beautiful star, you can use a coloured paper or a silver/gold spray to colour your star.



1. First step: fold horizontally, vertically and diagonally the square paper sheet.
2. On the horizontal bend line, mark two points- each at a distance of 3 cm from the edge. Match the same points on the vertical line.




3. Next, cut the sides with scissors from the edge to the mark.
4. Fold horizontal and vertical lines to the nearest corner. It will form the spikes of the star. Repeat the action on all of the arms.
5. Glue each spike, cover with glue of about 3/4 of the surface.



- Put one wing on the other and press hard. Repeat the action on all shoulders to form a 4-pointed star. While the glue is drying, make a second star (return to points 1-6).



- Glue the bases of the arms of one of the stars in the corners. Put the two elements together, paying attention so that the arms lie alternately to each other.
- Use a needle and thread to hang the stars at a window or a Christmas tree.



This star makes a perfect Christmas decoration.



Author: J.D-Z

CHRISTMAS TRADITIONS

In Poland, Christmas smells like a Christmas tree, hay under a white tablecloth and delicious Christmas dishes that only appear on the Christmas table once a year. The day of Christmas Eve, breaking the wafer and making wishes, is a moment of forgiveness and sentiments. But have you ever wondered how do people spend Christmas in other countries?



There are places on earth, so distant and culturally diverse, where the way of celebrating Christmas is far different from our traditions. For example, in New Zealand children do not make a snowman while waiting for the first star in the sky because Christmas falls in the middle of hot summer. The Christmas Eve supper is replaced with a barbecue on the beach and Santa Claus is served with pineapple pieces and not cookies and milk.



Going further north, we arrive at The Land of the Cherry Blossom – Japan. Even though Christians are in a very minority there, it does not prevent them from celebrating Christmas, and they do it in a rather peculiar way. On the Christmas Eve table, we will not find twelve dishes, cabbage with mushrooms or wafers. There will be a baked chicken! This tradition came to Japan from America. All thanks to an advertisement of popular fast food restaurant KFC, whose name was extended to the catchy slogan "Kentucky Fried Christmas". Currently, no one in Japan is surprised by eating Christmas supper at KFC. That practice has become so popular that Japanese KFC earns 20% of its annual income overnight.

Let's go back to Europe, and more precisely to the Netherlands. There is neither Christmas Eve supper, nor fasting, nor gifts under the tree. Santa Claus, called here "Sinterklaas", does not come here by a sleigh but by a boat. Children are waiting for him in the port of Scheveningen. When he reaches the shore, on the 5th of December, the celebration and gift-giving begin. On pre-Christmas days, the Dutch write and send greeting cards. On the occasion of Christmas, each family sends about 30 cards!

In Mexico, the Christmas celebration starts nine days earlier. Every night there is a procession to remind the search of Mary and Joseph for a Bethlehem inn. On the last day, a door opens in one of the houses and generous hosts invite pilgrims inside. During this period, people visit friends and exchange gifts. For children, parents are hanging colourful cups filled with sand or flour and one of them is filled with a surprise.



All in all, despite the cultural differences, Christmas is a great opportunity to gather with friends and family and to create exceptional bonds among them. Let joy and kindness spread during this lovely time!

Merry Christmas!



1. Read the text and choose whether the statements are true (T) or false (F).

Children in New Zealand like to build a snowman on Christmas.

There are many Christians in Japan.

The Japanese often eat at a fast-food restaurant on Christmas Eve.

In the Netherlands, children are visited by Grandfather Frost.

The Dutch send out a lot of Christmas cards.

The procession in Mexico takes place only on Christmas Eve.

Mexican children get gifts in socks.



2. Match the words below with their definitions. Feel free to use a dictionary.

1. tablecloth

2. wafer

3. diverse

4. minority

5. peculiar

6. annual

7. fast

8. gather

a. varied or different

b. happening once every year, or relating to a period of one year

c. a large piece of cloth that covers a table during a meal and protects or decorates it

d. unusual and strange

e. come together

f. a very thin, round piece of dry bread that the priest gives to people to eat during Holy Communion

g. the smaller part of something

h. a period of time when you eat no food



Author: D.W

Additional task:

How many Christmas trees can you find in this publication?



TABLE OF CONTENTS

Christmas Jokes!.....	3
Festive riddles.....	4
Word search puzzle.....	5
A WORD SNAKE.....	5
Festive crossword.....	6
Colour the Christmas tree.....	7
Word search puzzle.....	7
How to Make a Paper Christmas Star.....	8
CHRISTMAS TRADITIONS.....	10
Additional task:.....	12

Materials created by:

Dorota Wojciechowska, Joanna Dąbrowska-Zarembka, Zuzanna Kaliszewska

Design and mentorship:

Magdalena Otulak

